



Archived at the Flinders Academic Commons:

<http://dspace.flinders.edu.au/dspace/>

Presentation by Adam Graycar, Director,  
Australian Institute of Criminology:

"Violence in relationships"

to Relationships Australia, Sydney, August  
1998 as part of the Homicide Monitoring  
Program

© Australian Government

This speech is made available under the CC-  
BY-NC-ND 4.0 license:

[http://creativecommons.org/licenses/by-nc-  
nd/4.0/](http://creativecommons.org/licenses/by-nc-nd/4.0/)



Violence in relationships

*Adam Graycar*

*Director*

*Australian Institute of Criminology*

GPO Box 2944, Canberra 2601

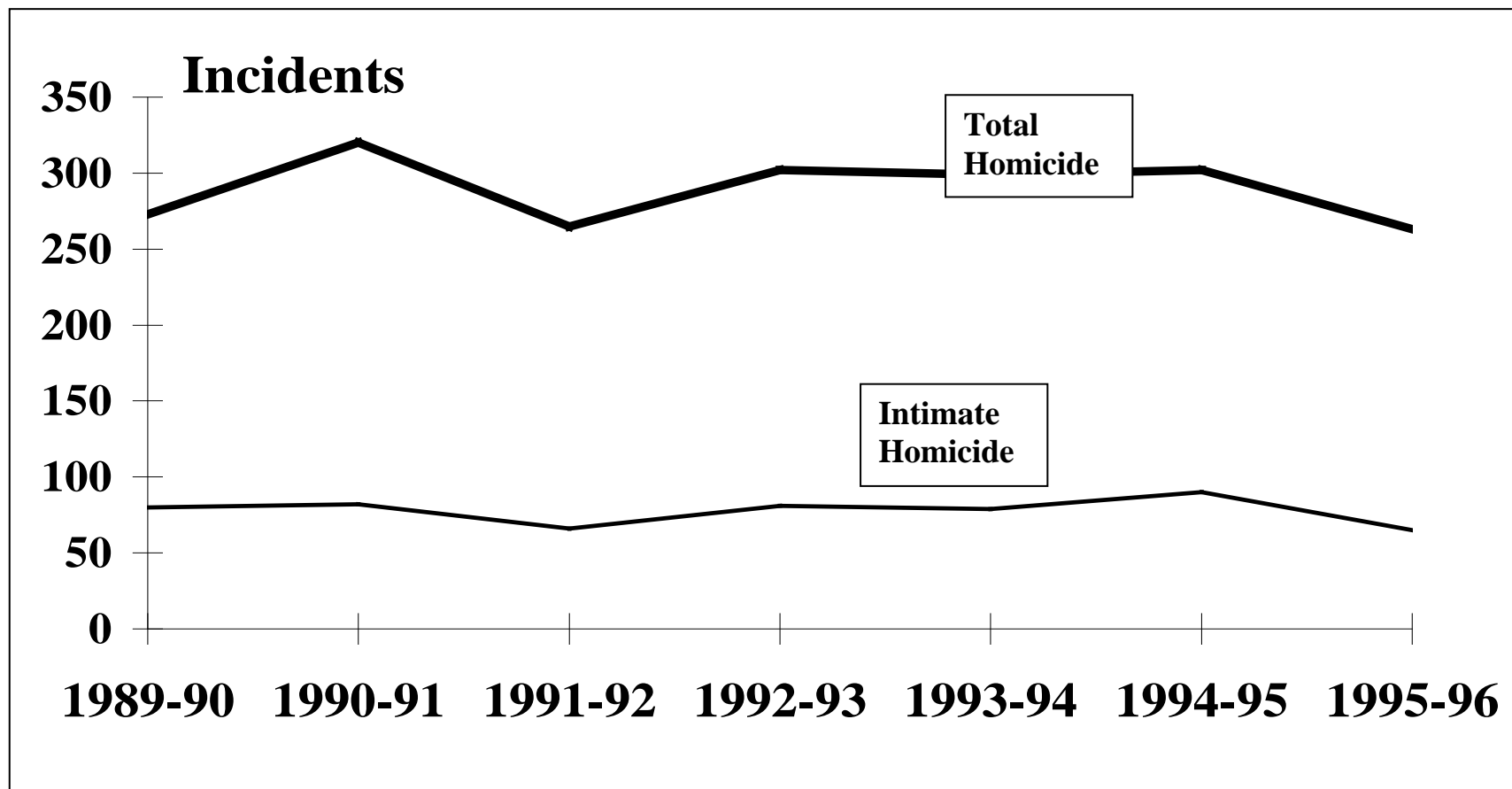
Phone: 02-6260 9205

Fax: 02-6260 9278

email: [adam.graycar@aic.gov.au](mailto:adam.graycar@aic.gov.au)

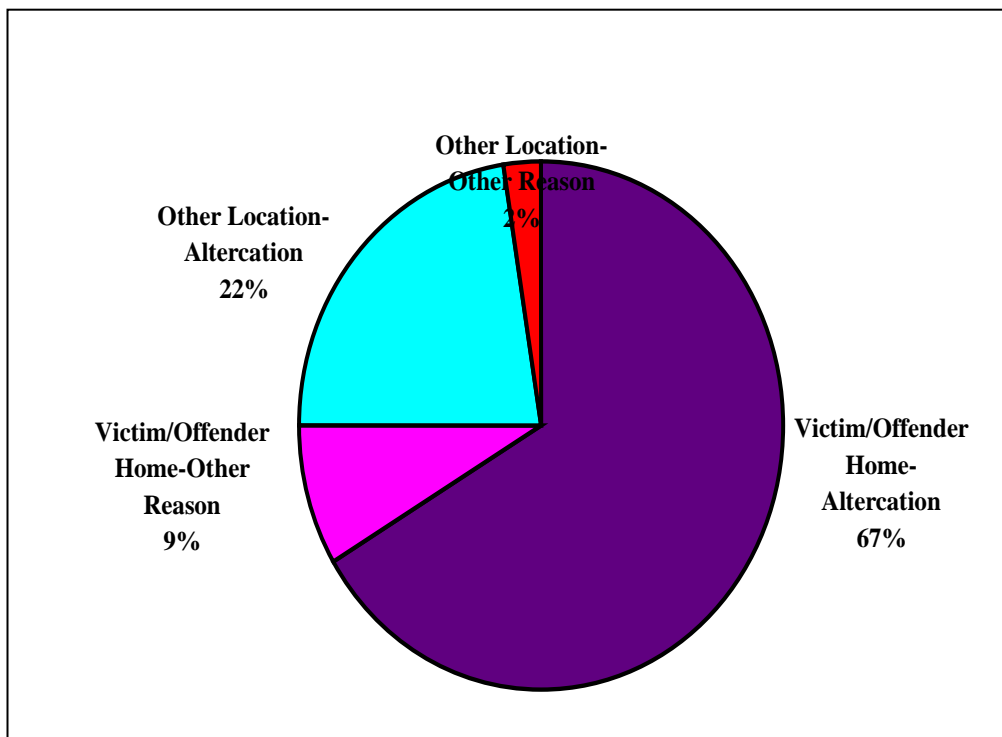


*AUSTRALIA, Total Homicide Incidents and Homicide Incidents Involving Intimate Partners, 1 July 1989 – 30 June 1996*

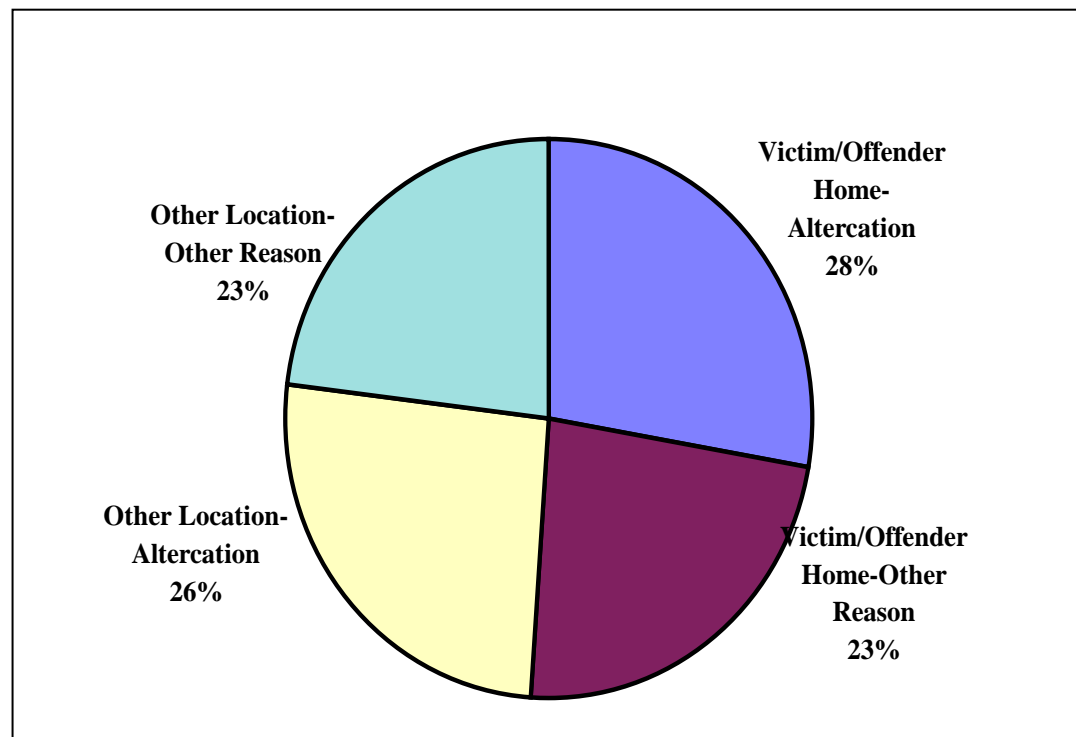




*AUSTRALIA, Homicides, Percentage of Incidents according to Place of Occurrence and Circumstances by Whether They are Intimate or Not, 1 July 1989 – 30 June 1996*



**Intimate Homicides (n=543)**



**Non-Intimate Homicides (n=1481)**



## AUSTRALIAN INSTITUTE OF CRIMINOLOGY

### Homicide Monitoring Program

#### *AUSTRALIA, Intimate Homicides Gender of Offender-Victim by Type of Relationship, 1 July 1989 to 30 June 1996*

<i>Type of relationship</i>	<i>Gender of offender-victim</i>				<i>Total</i>
	<i>Male to female</i>	<i>Female to male</i>	<i>Male to male</i>	<i>Female to female</i>	
Husband-wife	143	35	na	na	178
Separated husband-wife	55	5	na	na	60
Divorced husband-wife	6	0	na	na	6
De facto	120	52	na	na	172
Former de facto	42	15	na	na	57
Girlfriend/boyfriend	33	5	na	na	38
Former girlfriend/boyfriend	17	3	na	na	20
Homosexual	na	na	10	2	12
<b>All intimate homicides</b>	<b>416</b>	<b>115</b>	<b>10</b>	<b>2</b>	<b>543</b>
<b>All non-intimate homicides</b>	<b>240</b>	<b>59</b>	<b>1141</b>	<b>41</b>	<b>1481</b>

Na = Not Applicable



*Homicides Involving Intimate Partners Compared to Other Homicides, Incident Characteristics 1 July 1989-30 June 1996*

<i>Incident Characteristics</i>	<i>Percentage of incidents</i>	
	<i>Intimate - partner homicides</i>	<i>Other homicides</i>
Related to a domestic altercation and occurring in the offender or victim's home	**63.2	10.7
Related to a domestic altercation and occurring at a location other than the offender or victim's home	**20.3	4.5
Not related to a domestic altercation and occurring in the offender or victim's home	**12.0	40.3
Not related to a domestic altercation and occurring at a location other than the offender or victim's home	**4.6	44.5
Occurring from 6 p.m. to 6 a.m.	64.8	63.4
Occurring on a Saturday	**14.0	20.3

\*\* The statistic for intimate-partner incidents is significantly different from the percentage for other types of homicide incidents ( $p < 0.01$ ).

\* The statistic for intimate-partner incidents is significantly different from the percentage for types of homicide incidents ( $p < 0.05$ ).





***Homicides Involving Intimate Partners Compared to Other Homicides, Offender Characteristics 1 July 1989-30 June 1996***

<i>Offender Characteristics</i>	<i>Percentage of incidents</i>	
	<i>Intimate - partner homicides</i>	<i>Other homicides</i>
Male	*78.5	89.6
Born in Australia	69.1	69.0
Caucasian	70.7	70.0
Aboriginal/Torres Strait Islander	**21.7	14.3
Not working	53.5	56.0
Under the influence of alcohol at the time of the incident	36.1	38.9
Previous criminal record	29.3	37.3
Mean age (years)	**36.0	27.0

\*\* The statistic for intimate-partner incidents is significantly different from the percentage for other types of homicide incidents ( $p < 0.01$ ).

\* The statistic for intimate-partner incidents is significantly different from the percentage for types of homicide incidents ( $p < 0.05$ ).





*Homicides Involving Intimate Partners Compared to Other Homicides, Victim Characteristics 1 July 1989-30 June 1996*

<i>Characteristics</i>	<i>Percentage of incidents</i>	
	<i>Intimate-partner homicides</i>	<i>Other homicides</i>
<b>Victim characteristics</b>		
Female	**75.3	21.3
Born in Australia	67.2	70.4
Caucasian	*70.0	76.6
Aboriginal/Torres Strait Islander	**20.3	12.0
Not working	**57.7	46.1
Under the influence of alcohol at the time of the incident	31.3	33.3
Previous criminal record	19.0	17.2
Mean age (years)	34.0	33.0

\*\* The statistic for intimate-partner incidents is significantly different from the percentage for other types of homicide incidents ( $p<0.01$ ).

\* The statistic for intimate-partner incidents is significantly different from the percentage for types of homicide incidents ( $p<0.05$ ).